



X 25 Year System Warranty

X Supports Gigabit Ethernet

X Choice of Colours

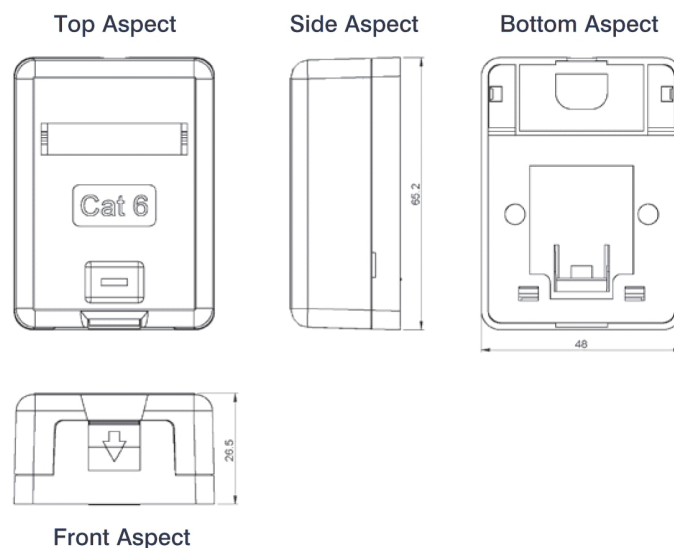
Features

- 25 Year System Warranty
- Choice of Colours
- Available in a choice of port density
- Choice of black or white
- Supplied with cable ties and fixing kit
- No.3 cabling system by market share, as reported by BSRIA
- Supports Gigabit Ethernet
- Category 6 compliant
- Shuttered outlets as standard
- Built in labelling field
- Lifetime Product Warranty

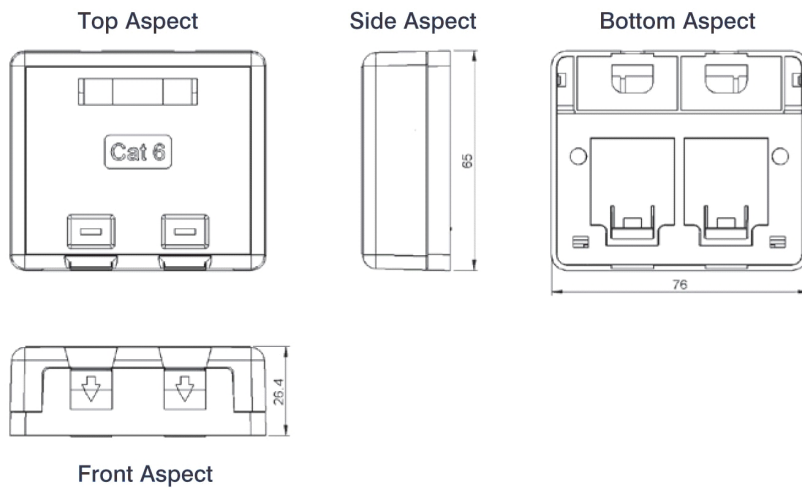
Product Overview

The new Excel Plus surface mount boxes can be used in a wide variety of applications and provide a quick and easy method of installing up to 6 outlets to work areas. These shuttered units can be installed in desk clusters, beneath retail counters, under floors or wall mounted. They are also ideal for temporary or emergency installations.

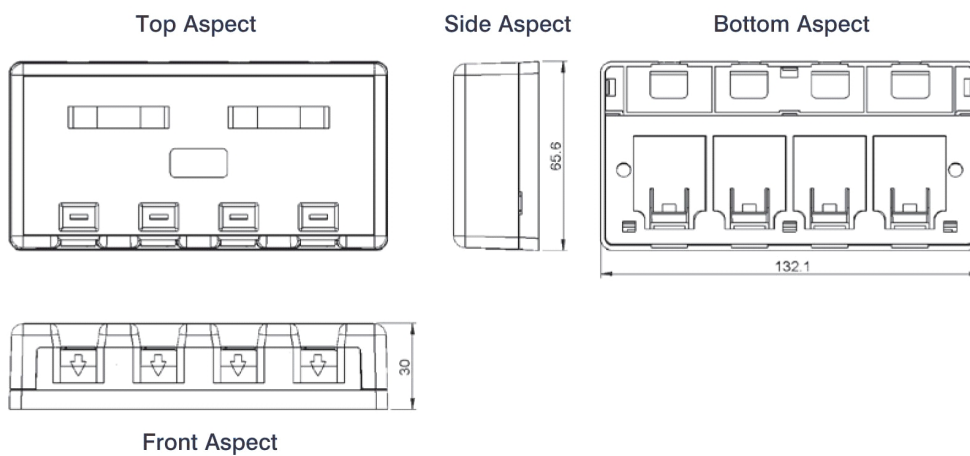
1 Port version



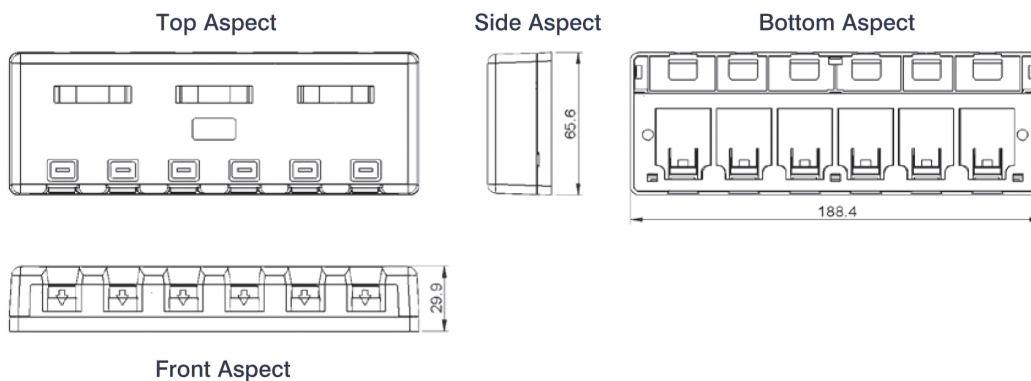
2 Port version



4 Port version



6 Port version



Performance Overview

The Excel Plus surface mount boxes are manufactured and tested to the Category 6 performance standards defined by the TIA/EIA, ISO and EN standards bodies. A range of performance characteristics are tested up to 250MHz including return loss, attenuation and near and far end crosstalk (NEXT and FEXT) for which both worst case and power sum tests are completed. Actual performance far exceeds the required standard - when tested in isolation and in circuit - resulting in significant headroom for even the most demanding of applications.

As well as providing link and channel compliance - when installed with Excel category 6 components - with the aforementioned specification - the box is also backward compatible with Category 5 and 5e components.

Typical Applications

- 10Base-T Ethernet
- 100BASE-TX Fast Ethernet
- 1000BASE-T Gigabit Ethernet
- 155 Mbps ATM
- 622 Mbps ATM
- Token Ring

Performance / Specification Table

Specification	Category 6 ISO/IEC 11801 Class E, TIA/EIA-568B.2-1
Wiring Specification	T568A & T568B
Dimensions- 1 Port:	48mm wide x 65.2mm deep x 26.2mm high
Dimensions- 2 Port:	76mm wide x 65mm deep x 26.1mm high
Dimensions- 4 Port:	132.1mm wide x 65.6mm deep x 29.8mm high
Dimensions- 6 Port:	188.4mm wide x 65.6mm deep x 29.7mm high
Installation Recommendation	Suits any open office or compact office environment
RJ45 Jack	Min life 750 insertions
RJ45 Jack	50 Micro-inch Gold Plated contact pins
IDC Contacts	Suitable for 110 compatible tooling. Maximum 200 reterminations
IDC Compatibility: Conductors	Accommodates 22-26 AWG Solid and 24 AWG Stranded
NEXT at 250MHz	Category 6 39.50dB @250MHz (Power Sum)
FEXT at 250MHz	Category 6 26.20dB @250MHz (Power Sum)
Box Material:	ABS High-impact UL94V-0 Thermoplastic
Operating temperature range:	10°C to 60°C
Storage temperature range:	-40°C to 68°C

Part Number Information

Part No.	Description
100-006	Excel Plus Category 6 Surface Mount Box, 1 port, white
100-007	Excel Plus Category 6 Surface Mount Box, 2 port, white
100-008	Excel Plus Category 6 Surface Mount Box, 4 port, white
100-009	Excel Plus Category 6 Surface Mount Box, 6 port, white

System Warranty

The Excel System Warranty provides a 25-year product and applications assurance of compliance with the industry performance standard appropriate to the class of cabling installed. The warranty may be applied for by an accredited Excel Partner who has designed, supplied and installed the said system.



Excel is a world-class premium performing end-to-end infrastructure solution - designed, manufactured, supported and delivered - without compromise.

Contact us at sales@excel-networking.com

